

# South Carolina

## Freight Rail 2021 Data

Freight railroads .....	11
Freight railroad mileage .....	2,191
Freight rail employees .....	1,237
Average wages and benefits per employee .....	\$136,500
Railroad retirement beneficiaries .....	7,000
Railroad retirement benefits paid .....	\$183 million

### Quick Facts



**Privately Owned:** Freight railroads operate on a nearly 140,000-mile network they almost exclusively own, maintain and pay for themselves.



**Sustainable:** Railroads are the most fuel efficient way to move freight over land. It would have taken approximately 777,000 additional trucks to handle the 14.0 million tons of freight that originated by rail in South Carolina in 2021.

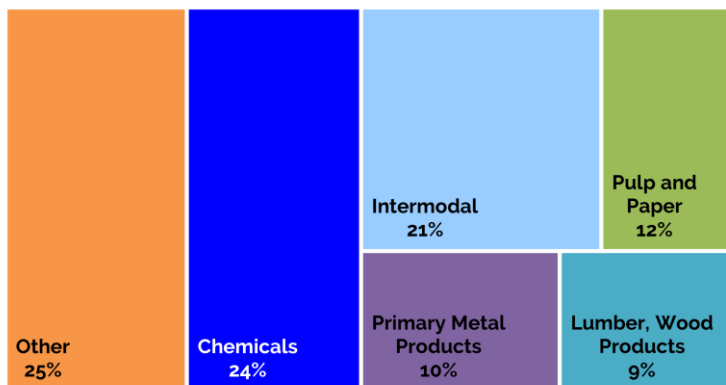


**Economic Driver:** Railroads haul 1/3 of U.S. exports and serve nearly every sector of the economy, from moving the food we eat to the chemicals that treat our water.

### Rail Traffic Originated in 2021

Total Tons: 14.0 million

Total Carloads: 355,000



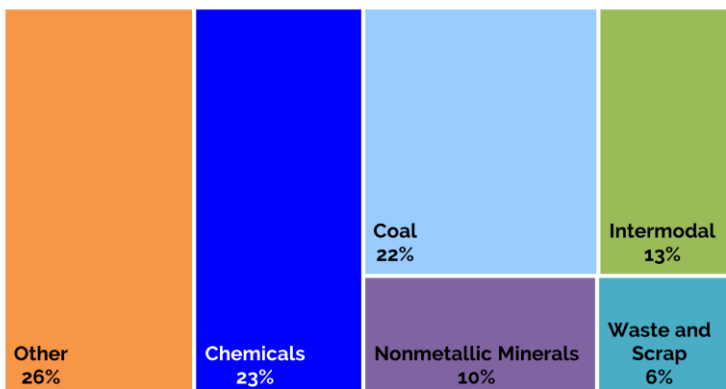
Commodity	Tons (mil)	Carloads
Chemicals	3.4	35,200
Intermodal	2.9	212,400
Pulp and Paper	1.7	21,600
Primary Metal Products	1.4	14,800
Lumber, Wood Products	1.2	13,200
Other	3.5	57,700

Source: AAR analysis of industry data  
(% based on tonnage)

### Rail Traffic Terminated in 2021

Total Tons: 27.1 million

Total Carloads: 527,300

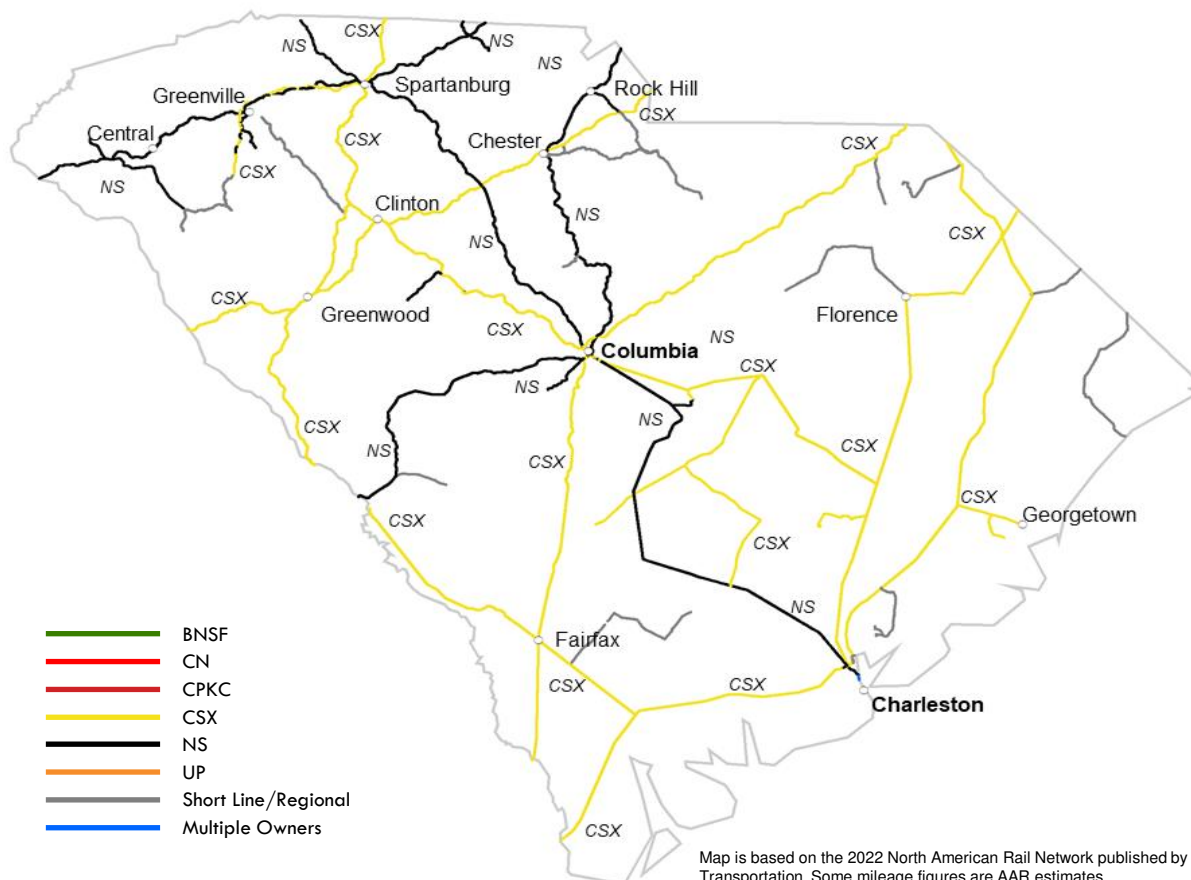


Commodity	Tons (mil)	Carloads
Chemicals	6.2	65,000
Coal	6.0	51,100
Intermodal	3.6	262,200
Nonmetallic Minerals	2.8	27,400
Waste and Scrap	1.5	16,500
Other	6.9	105,000

Source: AAR analysis of industry data  
(% based on tonnage)

	Miles Operated In South Carolina in 2021
<b>Class I Railroads</b>	
CSX Transportation	1,275
Norfolk Southern Corp.	762
	<u>2,037</u>
<b>Regional Railroads</b>	
(none)	
<b>Short Line Railroads</b>	
Aiken Railway	19
Carolina Coastal Railway	7
Carolina Piedmont Railroad	33
Greenville & Western Railway	13
Palmetto Railways	22
Pee Dee River Railway	15
Pickens Railway	28
R. J. Corman Railroad - Carolina Lines	87
South Carolina Central Railroad	51
	<u>275</u>

South Carolina 2021 Totals	Number of Freight Railroads	Miles Operated	
		Excluding Trackage Rights	Including Trackage Rights
Class I	2	1,916	2,037
Regional	0	0	0
Short Line	9	275	275
<b>Total</b>	<b>11</b>	<b>2,191</b>	<b>2,312</b>



**Class I Railroad:** A railroad with 2021 operating revenues of at least \$943.9 million. **Regional Railroad:** A non-Class I line-haul railroad that has annual revenues of at least \$40 million, or that operates at least 350 miles of road and revenues of at least \$20 million. **Short Line Railroad:** A railroad which is neither a Class I nor a Regional Railroad.